
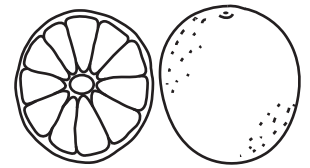



# PESO LORDO, PESO NETTO E TARA

Completa la tabella.

| peso lordo | peso netto | tara   |
|------------|------------|--------|
| 150 g      | 145 g      | .....g |
| 280 hg     | 260 hg     | .....g |
| 380 dag    | .....g     | 145 dg |
| .....kg    | 291g       | 98 kg  |
| 50 g       | .....cg    | 0,5 g  |



| peso lordo | peso netto | tara   |
|------------|------------|--------|
| 10 kg      | 45 g       | .....g |
| 90 hg      | 0,98 g     | .....g |
| 320 g      | .....dg    | 79 g   |
| .....kg    | 1kg        | 0,5 dg |
| 90 g       | .....g     | 0,9 g  |

Scrivi le operazioni corrette.

○  =

○  =

○  =