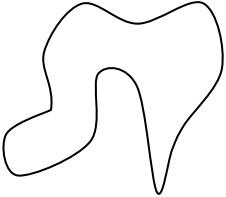

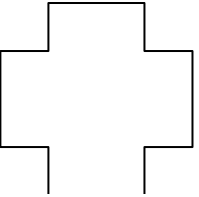
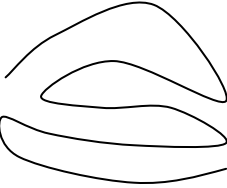

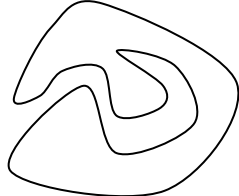



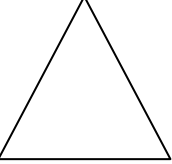





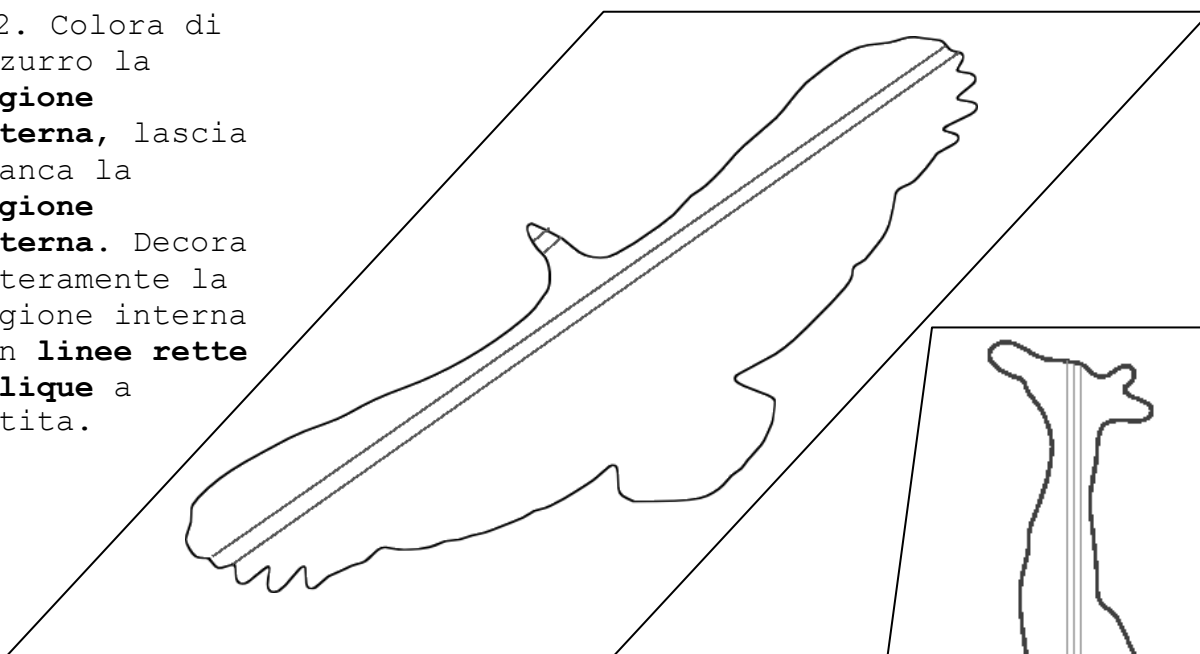
Metti una **X** sulle caselle corrette:

 <input type="checkbox"/> APERTA <input type="checkbox"/> CHIUSA	 <input type="checkbox"/> APERTA <input type="checkbox"/> CHIUSA
 <input type="checkbox"/> APERTA <input type="checkbox"/> CHIUSA	 <input type="checkbox"/> APERTA <input type="checkbox"/> CHIUSA
 <input type="checkbox"/> APERTA <input type="checkbox"/> CHIUSA	 <input type="checkbox"/> APERTA <input type="checkbox"/> CHIUSA
 <input type="checkbox"/> QUADRATO <input type="checkbox"/> TRIANGOLO <input type="checkbox"/> RETTANGOLO	 <input type="checkbox"/> TRIANGOLO <input type="checkbox"/> RETTANGOLO <input type="checkbox"/> QUADRATO
 <input type="checkbox"/> CERCHIO <input type="checkbox"/> RETTANGOLO <input type="checkbox"/> QUADRATO	 <input type="checkbox"/> TRIANGOLO <input type="checkbox"/> CERCHIO <input type="checkbox"/> QUADRATO
 <input type="checkbox"/> QUADRATO <input type="checkbox"/> CERCHIO <input type="checkbox"/> RETTANGOLO	 <input type="checkbox"/> CERCHIO <input type="checkbox"/> TRIANGOLO <input type="checkbox"/> QUADRATO

1. Colora di giallo la **regione esterna**, di rosso la **regione interna**. Decora interamente la regione interna con **linee rette orizzontali** a matita, come vedi nell'esempio.



2. Colora di azzurro la **regione esterna**, lascia bianca la **regione interna**. Decora interamente la regione interna con **linee rette oblique** a matita.



3. Colora di verde la **regione esterna**, di arancione la **regione interna**. Decora interamente la regione interna con **linee rette verticali** a matita, come vedi nell'esempio.

