

Name _____ Class _____
Date _____

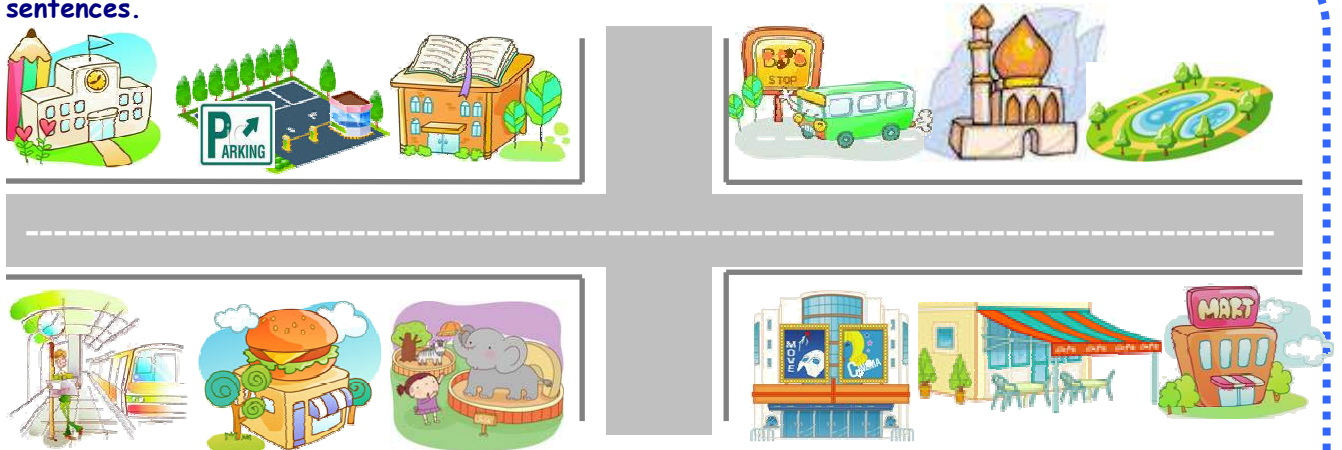
Aims: * Recognize places in town
* Understand prepositions of place

1. Read and write the letters.



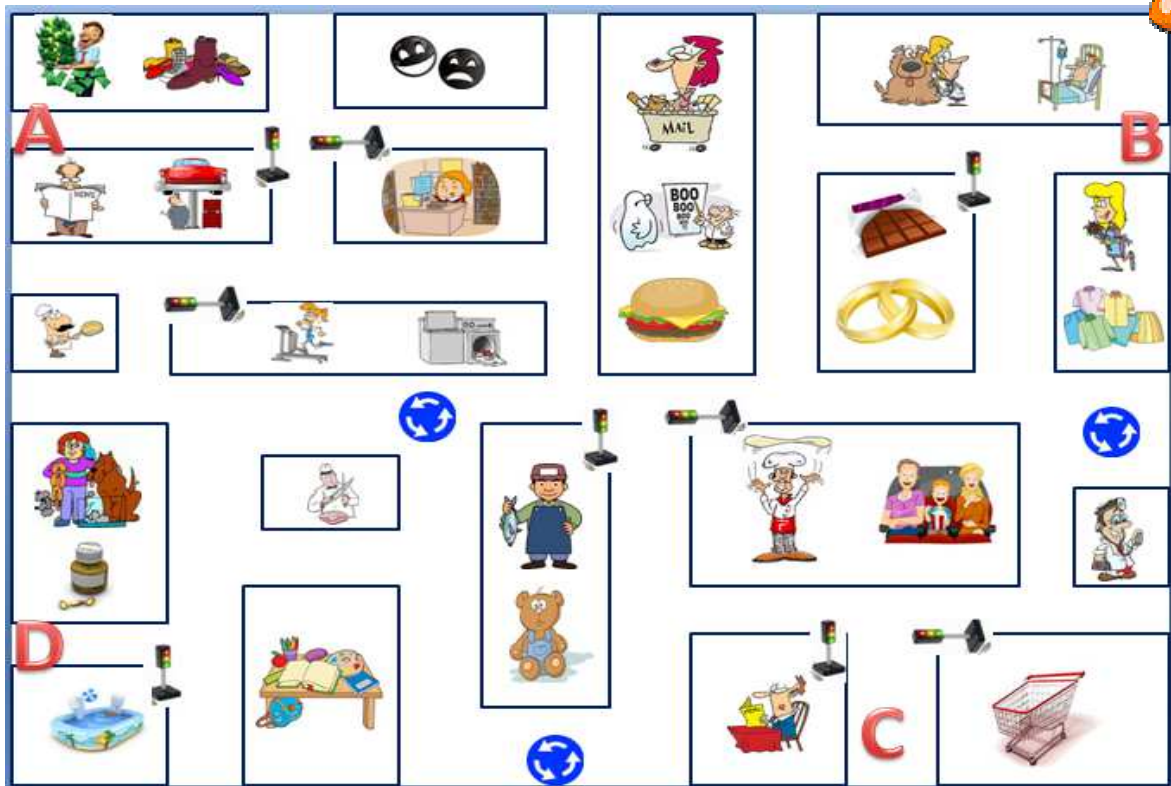

- A café
- B zoo
- C supermarket
- D park
- E car park
- F school
- G restaurant
- H cinema
- I mosque
- J bus stop
- K train station
- L library

2. Look at the map. Read the sentences and circle T (true) or F (false). Rewrite the incorrect sentences.



1. The mosque is opposite the supermarket. T F
2. The café is between the cinema and the library. T F
3. The school is next to the car park. T F
4. The zoo is next to the restaurant. T F
5. The supermarket is opposite the bus stop. T F
6. The café is between the station and the zoo. T F

Following direction



- 1 You start at A.** go straight on and turn on the second road on your right, then turn on the right again to the next street. Pass the appliance shop and the gym. Make sure that you arrive at the traffic light. At that stage you must turn on your left and again on your left. At the roundabout you take the second road and go straight on then take the third street on your left. If you like eating it then you're arrived at the shop.
- 2 You start at B.** go straight on and take the second street on your left, go down that street and then turn on your left. Up to the roundabout. At the point you take the first road on your right. Pass next to the cinema then turn right and at the pizzeria turn on your right. At the traffic light turn left and then right straight away at the fast food. Take the first street on your left and go straight on up to the traffic light. Take the street where the bakery is and then turn left. At the roundabout take the first road turn on the right and pass the butchery, then your final destination is in front of you as you desperately need medicines for your stomachache.
- 3 You start at C.** go straight on the street and at the traffic light you turn left and then on the left again. At the roundabout you take the first road. And pass the toy shop. You turn on the right pass the fishmonger and go up to the roundabout where you take the third road. Pass the butchery and turn right and left and pass the bakery this time. Then turn right and left and pass the garage. At the traffic light you turn right and then right again. Then take the first road on the left. Go straight on up to the cinema and at the roundabout take the third road and pass the clothes shop. At the end of the road turn left and you can now collect the parcel you've received from an important customer.
- 4 You start at D.** at the end of the road you mustn't turn on the right. Then take the second road on the right. At the roundabout you must take the second road. Then go straight on and take the first street on the right and pass the fishmonger but not the toy shop, so turn on the left. In that street you must turn on the left at the end of it. And when you reach the roundabout turn around it pass the jeweler shop and then the fast food, so you should take the third road on the right. Then you must take then second road on the left and if you carry on this road you can go the place where you can keep your savings.

Student A

1. Excuse me, can you tell me the way to the...?

- station
- park
- supermarket
- theatre

2. Listen to your partner. Tell them how to get where they want to go.

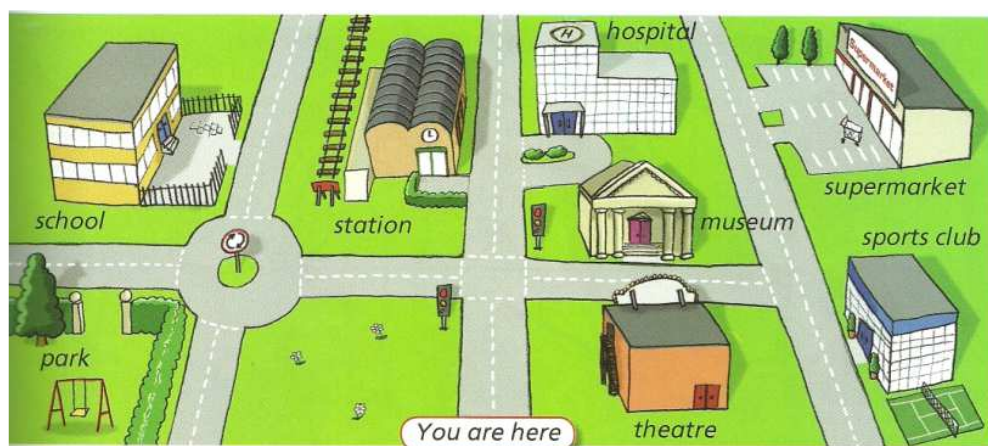
Useful language:

Go straight on/ round

Turn left/ right

Go past the

Is on the left/ right



Student B

1. Listen to your partner. Tell them how to get where they want to go.

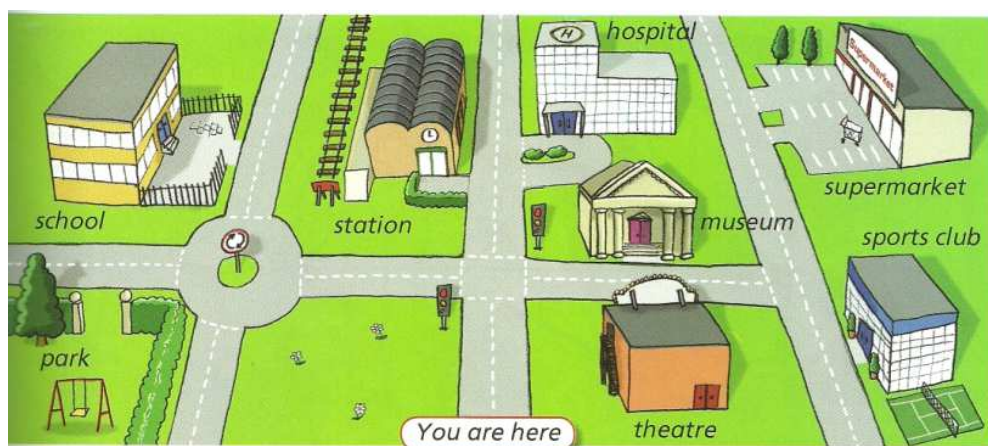
Useful language:

Go straight on/ round

Turn left/ right

Go past the

Is on the left/ right



2. Excuse me, can you tell me the way to the...?

- school
- hospital
- museum
- sports club

2. Read the dialogue and mark the way to get to the market in the sketch. After that write the word "market" in the corresponding place.

Denisse: Excuse me. Where can I buy some souvenirs?
Policeman: In a gift store or in the market.
Denisse: I prefer the market. Where is it? How can I get there?
Policeman: Well, go straight for two blocks on Fourth Street and turn right.
Go straight and turn right on Third Street.
Denisse: Is the market there?

Policeman: No, it isn't. **Go straight** for two blocks and **turn left**. Go straight and turn left on Second Street. Go straight for two blocks and turn right.

Denisse: Is the market there?
Policeman: It's near. Go straight and **turn right** on First Street. Go straight and the market is at the end of the street, on your left. Did you understand?

Denisse: Yes, I think. Thanks.
Policeman: You're welcome.



3. Write True or False.

- a) Denisse wants to buy some souvenirs. _____
- b) She prefers a gift store. _____
- c) The market is in front of the park. _____
- d) There is a bank on First Street. _____
- e) Denisse is asking for an specific place. _____

2. Read the dialogue and mark the way to get to the market in the sketch. After that write the word "market" in the corresponding place.

Denisse: Excuse me. Where can I buy some souvenirs?
Policeman: In a gift store or in the market.
Denisse: I prefer the market. Where is it? How can I get there?
Policeman: Well, go straight for two blocks on Fourth Street and turn right.
Go straight and turn right on Third Street.
Denisse: Is the market there?

Policeman: No, it isn't. **Go straight** for two blocks and **turn left**. Go straight and turn left on Second Street. Go straight for two blocks and turn right.

Denisse: Is the market there?
Policeman: It's near. Go straight and **turn right** on First Street. Go straight and the market is at the end of the street, on your left. Did you understand?

Denisse: Yes, I think. Thanks.
Policeman: You're welcome.



3. Write True or False.

- a) Denisse wants to buy some souvenirs. _____
- b) She prefers a gift store. _____
- c) The market is in front of the park. _____
- d) There is a bank on First Street. _____
- e) Denisse is asking for an specific place. _____

2. Read the dialogue and mark the way to get to the market in the sketch. After that write the word "market" in the corresponding place.

Denisse: Excuse me. Where can I buy some souvenirs?
Policeman: In a gift store or in the market.
Denisse: I prefer the market. Where is it? How can I get there?
Policeman: Well, go straight for two blocks on Fourth Street and turn right.
Go straight and turn right on Third Street.
Denisse: Is the market there?

Policeman: No, it isn't. **Go straight** for two blocks and **turn left**. Go straight and turn left on Second Street. Go straight for two blocks and turn right.

Denisse: Is the market there?
Policeman: It's near. Go straight and **turn right** on First Street. Go straight and the market is at the end of the street, on your left. Did you understand?

Denisse: Yes, I think. Thanks.
Policeman: You're welcome.



3. Write True or False.

- a) Denisse wants to buy some souvenirs. _____
- b) She prefers a gift store. _____
- c) The market is in front of the park. _____
- d) There is a bank on First Street. _____
- e) Denisse is asking for an specific place. _____

2. Read the dialogue and mark the way to get to the market in the sketch. After that write the word "market" in the corresponding place.

Denisse: Excuse me. Where can I buy some souvenirs?
Policeman: In a gift store or in the market.
Denisse: I prefer the market. Where is it? How can I get there?
Policeman: Well, go straight for two blocks on Fourth Street and turn right.
Go straight and turn right on Third Street.
Denisse: Is the market there?

Policeman: No, it isn't. **Go straight** for two blocks and **turn left**. Go straight and turn left on Second Street. Go straight for two blocks and turn right.

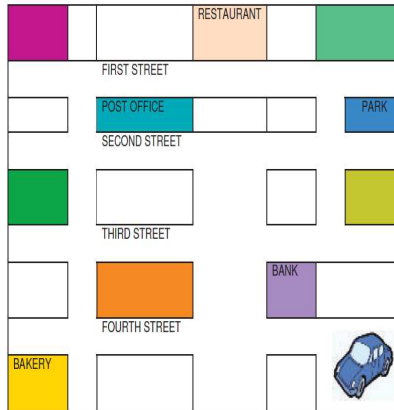
Denisse: Is the market there?
Policeman: It's near. Go straight and **turn right** on First Street. Go straight and the market is at the end of the street, on your left. Did you understand?

Denisse: Yes, I think. Thanks.
Policeman: You're welcome.



3. Write True or False.

- a) Denisse wants to buy some souvenirs. _____
- b) She prefers a gift store. _____
- c) The market is in front of the park. _____
- d) There is a bank on First Street. _____
- e) Denisse is asking for an specific place. _____



5. Order the expressions to write a dialogue.

Go straight on Pink Avenue and turn left. Go straight for two blocks. It's on your right.

Yes, there is one on Red Street.

Thank you.

Excuse me. Is there an office supply over here?

You're welcome.

How can I get there?

Robert: _____

Policeman: _____

Robert: _____

Policeman: _____

Robert: _____

Policeman: _____

5. Order the expressions to write a dialogue.

Go straight on Pink Avenue and turn left. Go straight for two blocks. It's on your right.

Yes, there is one on Red Street.

Thank you.

Excuse me. Is there an office supply over here?

You're welcome.

How can I get there?

Robert: _____

Policeman: _____

Robert: _____

Policeman: _____

Robert: _____

Policeman: _____

5. Order the expressions to write a dialogue.

Go straight on Pink Avenue and turn left. Go straight for two blocks. It's on your right.

Yes, there is one on Red Street.

Thank you.

Excuse me. Is there an office supply over here?

You're welcome.

How can I get there?

Robert: _____

Policeman: _____

Robert: _____

Policeman: _____

Robert: _____

Policeman: _____

5. Order the expressions to write a dialogue.

Go straight on Pink Avenue and turn left. Go straight for two blocks. It's on your right.

Yes, there is one on Red Street.

Thank you.

Excuse me. Is there an office supply over here?

You're welcome.

How can I get there?

Robert: _____

Policeman: _____

Robert: _____

Policeman: _____

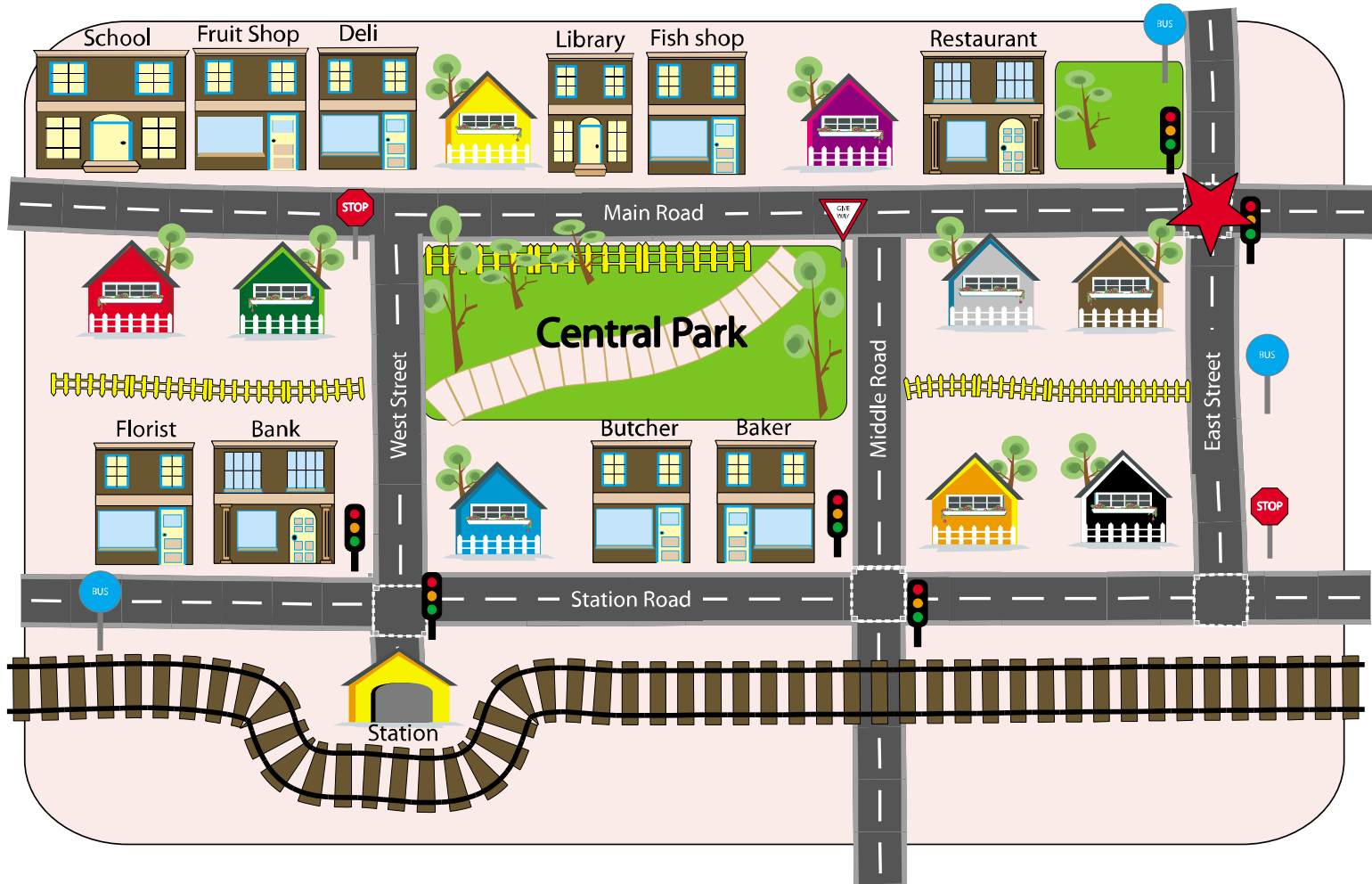
Robert: _____

Policeman: _____

Directions

Name of learner _____ **Date** _____

Give and Follow instructions.



- 1. Look at the map above.**
Follow the instructions to Mary's House.
Use a pencil or a pen to draw a line to Mary's house.

How to get to Mary's house.

- 1 Start at the Star.
- 2 Go down main Road and go past the restaurant, the fish shop and the library.
- 3 Turn left into West Street and go towards the station.
- 4 Mary's House is on the left in front of the station.



How do you get to these houses?



John's house

1.



Mohamed's house

2.



Kim's house

3.



Gustav's house

4.



Meron's house

5.



Ying's house

6.



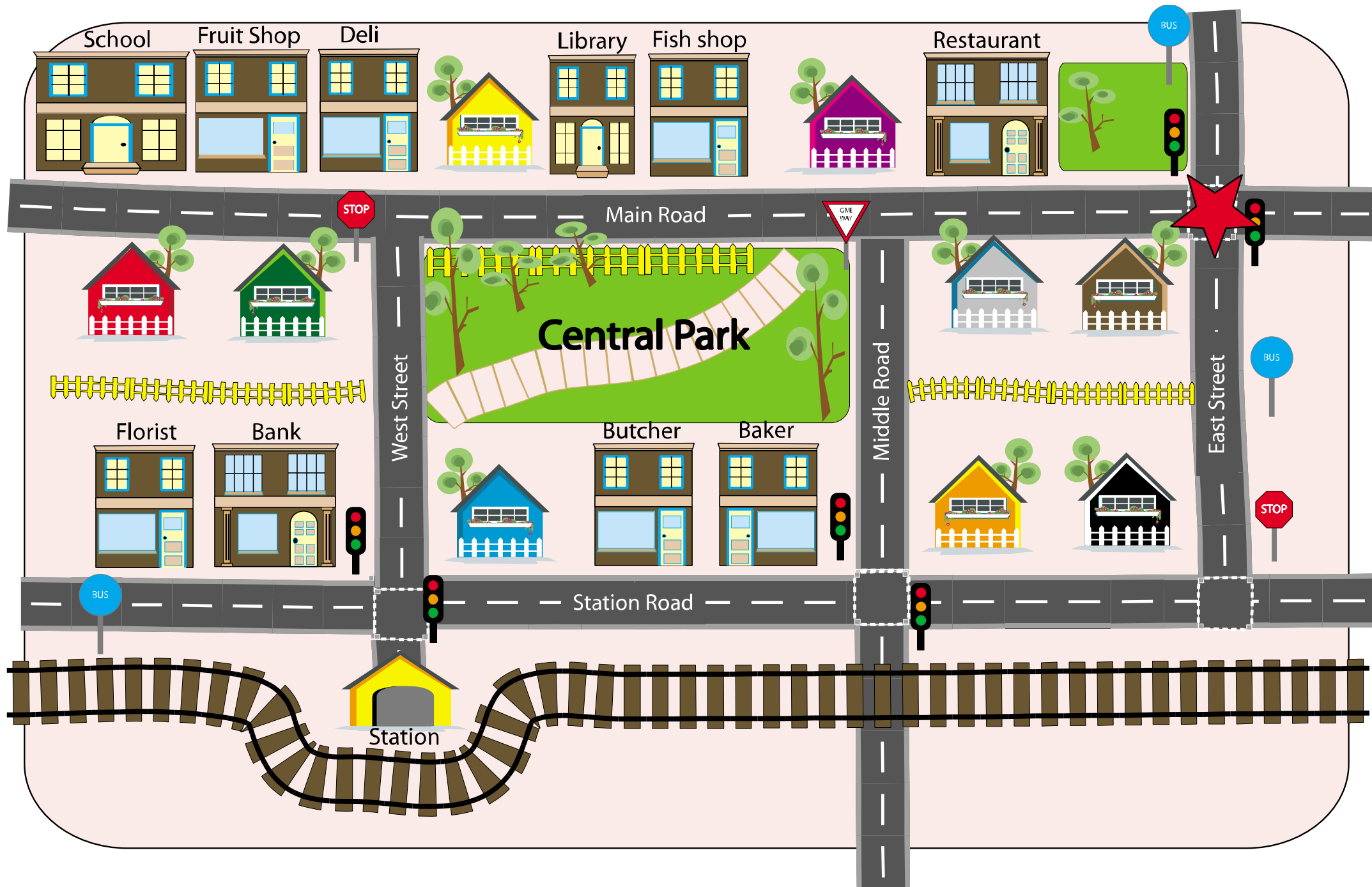
Takahiro's house

7.




Fatima's house

8.





GIVING DIRECTIONS



Answer these questions using a preposition of place, when necessary:

1. - Where is the bus stop?
2. - Which shop is behind the bakery?
3. - Where is the night club?
4. - Where is the Chinese Restaurant?
5. - Where is the Dry Cleaners?
6. - Where is the Bank?
7. - Where is the Police station?
8. - Where is the Fire Department?
9. - Where can you borrow books?
10. - Where can you get money?
11. - Where can you play football?
12. - Where can you eat Cuban food?
13. - Where do you post letters?
14. - Where can you find a policeman?

Give directions from 

To the bus stop

.....
.....

To the Post Office

.....
.....

To the African Express
Restaurant

.....
.....

Giving Directions

Name: _____ Class: _____

Look at the map and answer the questions.

Section 1 - True or False?

1. The stadium is opposite the swimming-pool. _____
2. The tourist office is next to the hospital. _____
3. The school is on Elton Street. _____
4. There are 4 banks. _____
5. The florist is next to the bakery. _____
6. There is a pub at the corner of Marley Avenue and Queen Street. _____
7. The city hall is next to the station. _____
8. The video shop is next to the shoe shop. _____

Section 2 - Use the words in the box to complete the sentence.

The bakery is _____ the florist and the clothes shop.
(9)

The stadium is _____ the car park.
(10)

There is a hospital on the _____ of Jackson and Mercury.
(11)

There is a swimming pool _____ from the stadium.
(12)

The Swimming Pool and the stadium are on Presley _____.
(13)

next to

between

across

corner

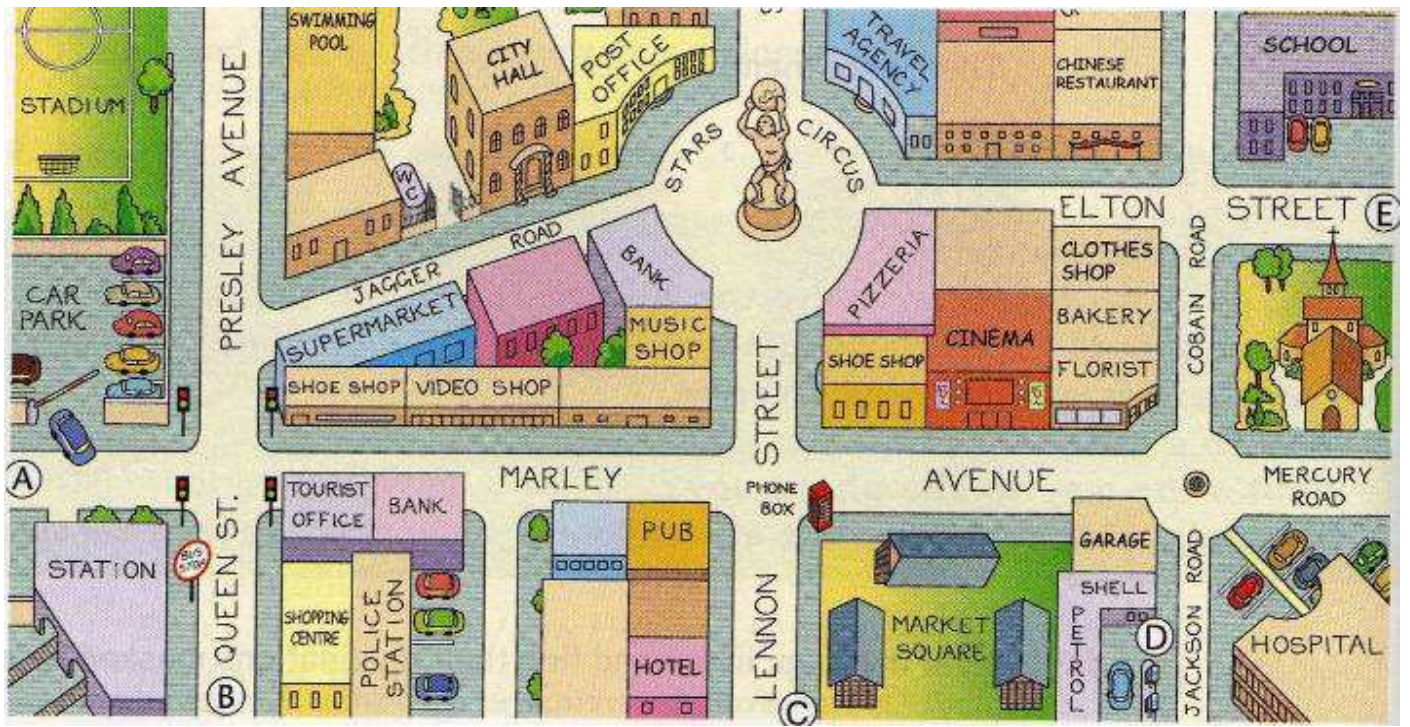
Avenue

Section 3 - Where can I...

14. ... see a movie? _____
15. ... post a letter? _____
16. ... play football? _____
17. ... see a doctor? _____
18. ... find an ATM? _____
19. ... order a pizza? _____
20. ... buy a guitar? _____



Score = _____



Directions

1) True or false?

T F

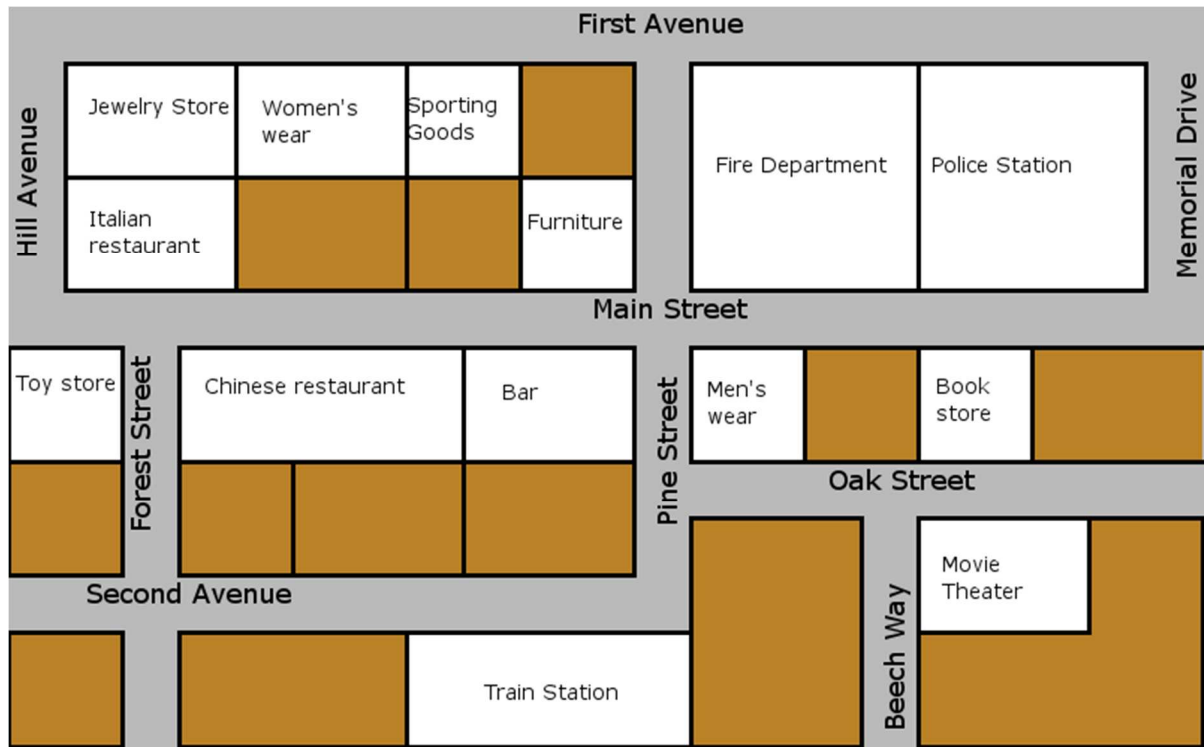
- ☐ ☐ At the cinema you can see films.
- ☐ ☐ At the post office you can buy a T-shirt.
- ☐ ☐ At the cafe you can drink coffee and tea.
- ☐ ☐ At the train station you can buy train tickets.
- ☐ ☐ At school you can study English.
- ☐ ☐ At the toy shop you can buy fish and chips.

2) Choose from the given options.

1. If I need to send a letter, I need to go to the _____
2. If I need to drink a cup of tea, I need to go to the _____
3. If I need to stay for a night, I need to go to the _____
4. If I need to buy some petrol for my car, I need to go to the _____
5. If I need to buy some medicine, I need to go to the _____
6. If I need to drink a glass of beer, I need to go to the _____
7. If I need to meet a policeman, I need to go to the _____
8. If I need to park my car, I need to go to the _____
9. If I need to get a train, I need to go to the _____
10. If I need to meet a doctor, I need to go to the _____
11. If I need to meet a teacher, I need to go to the _____
12. If I need to get some money, I need to go to the _____
13. If I need to eat a tasty meal, I need to go to the _____
14. If I need to buy some food, I need to go to the _____
15. If I need to get a plane, I need to go to the _____
16. If I need to see some animals, I need to go to the _____

3) Answer the questions below:

1. Where do children study? _____
2. Where do you buy food? _____
3. Where do you sleep abroad? _____
4. Where are you if you are ill? _____
5. Where can you see a lot of ships and boats? _____
6. Where do you watch a film? _____
7. Where do you send a letter? _____
8. Where is a lot of money? _____
9. Where are there a lot of policemen? _____
10. Where do animals live? _____



you are here •

1) True or false?

1. The jewelery store is behind the Italian restaurant
2. The bar is on Second Avenue
3. The police station is on the left from Fire Department
4. The toy store is across from the Chinese restaurant
5. The movie theater is opposite the Book store
6. The sporting goods store is behind the Furniture store
7. The bar is next to the Chinese restaurant

2) Look at the map. Choose the correct name of the building!

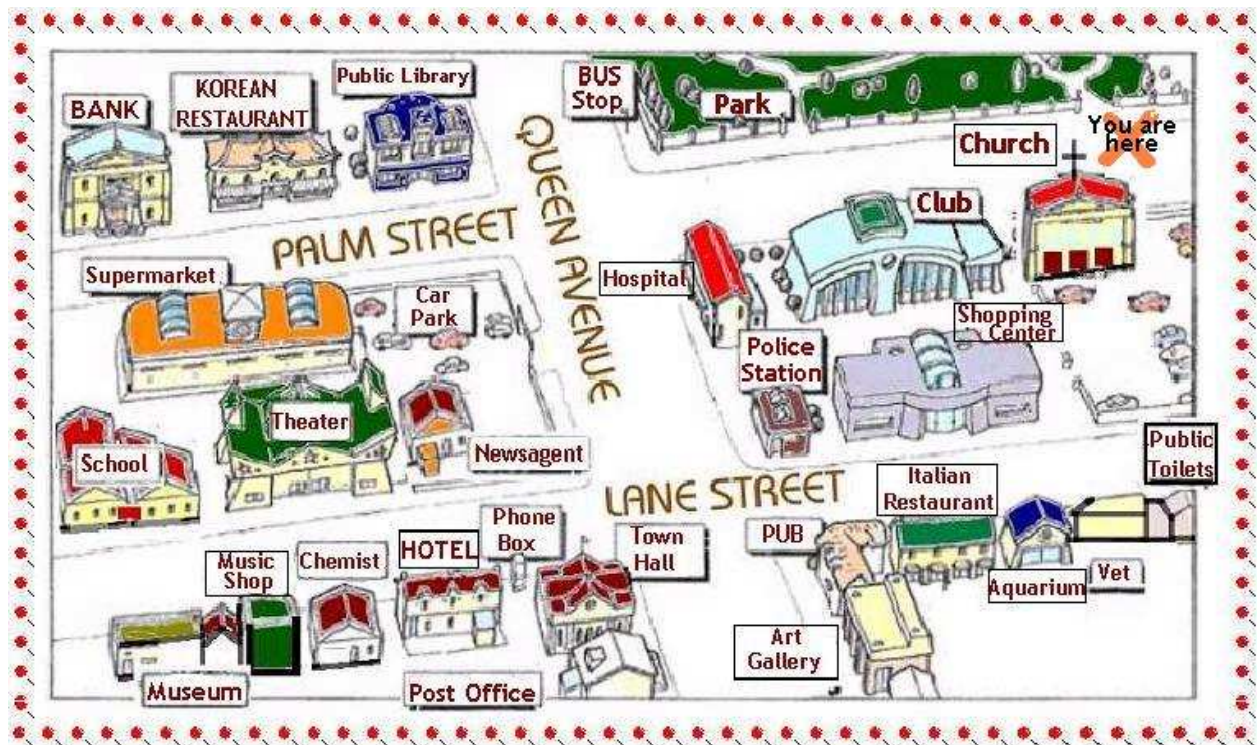
1. Take the first street on the left.
2. Take the next street on the right.
3. Go straight on and cross the road.
4. It's on the left.
5. Where are you? _____

1. Take the first street on the left.
2. Go down the street. Turn on the right.
3. Take the next street on the right. Go straight on and cross the road.
4. Go straight on. It's in front of you on the other side of the road.
5. Where are you? _____

1. Take the first street on the left.
2. Take the next street on the right.
3. Take the next street on the right.
4. Pass the Fire Department. It's on your left.
6. 5. Where are you? _____

3) Now look at the map below and complete the dialogs.

Use: in front of, behind, between, on the corner of, next to or across from.



Pat: Excuse me. Where's the phone box?

Jim: It's _____ Town Hall.

Pat: Thanks. I also need to go to the bank. Where is it?

Jim: It's _____ the Korean restaurant.

Pat: That's great! I love Korean food. Is there a car park nearby?

Jim: Yes, there's one _____ Palm Street and Queen Avenue.

Pat: How convenient! I also want to go to the theater after dinner.

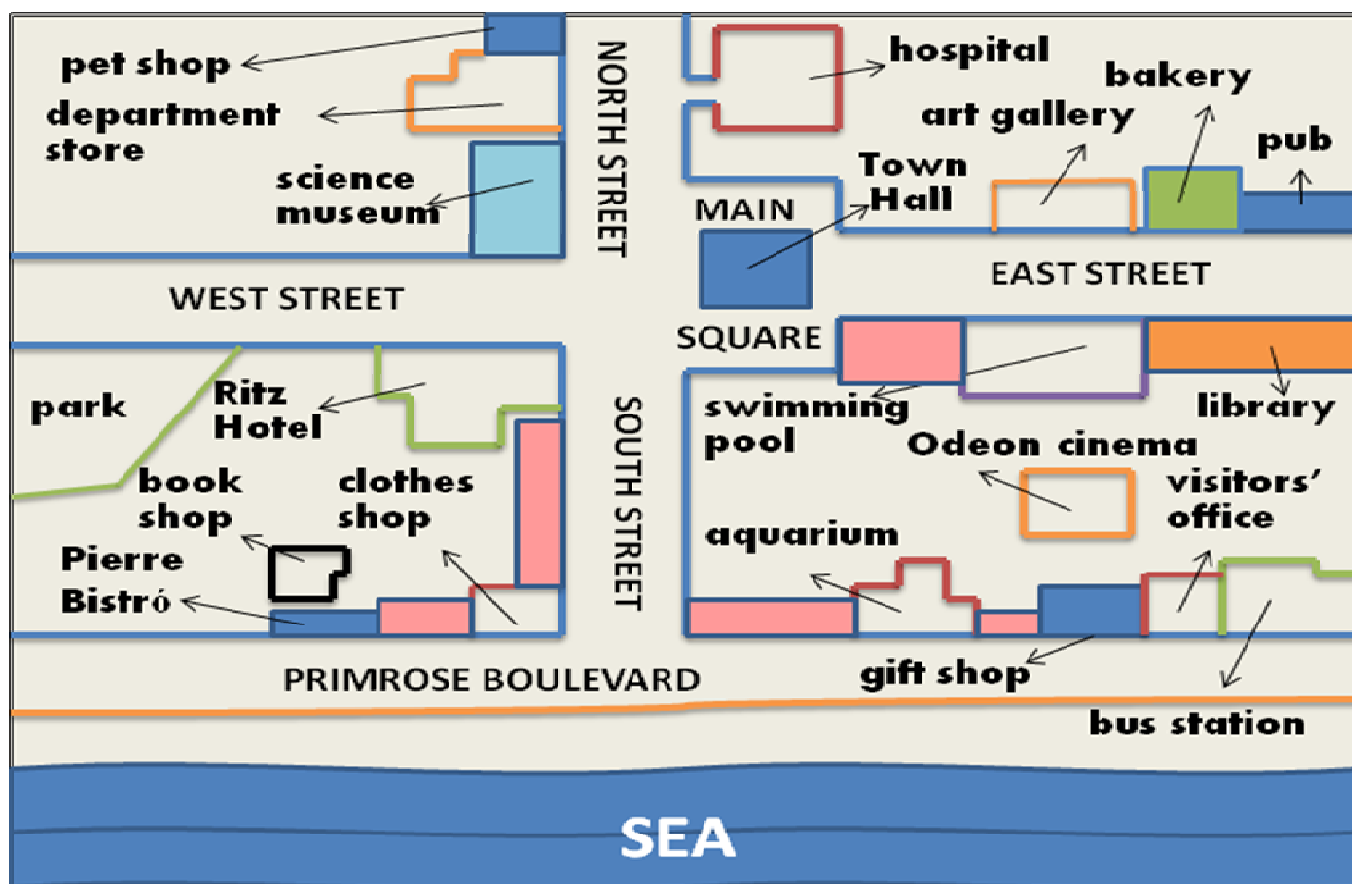
Can you tell me where the theater is?

Jim: Sure. It's on Lane Street right _____ the supermarket.

Pat: Is it _____ the newsagent and the school?

Jim: Exactly, right _____ the chemist.

Where are you?



Look at the map and then complete the sentences using the right prepositions of place. They can be used more than once. Write more sentences using the map.

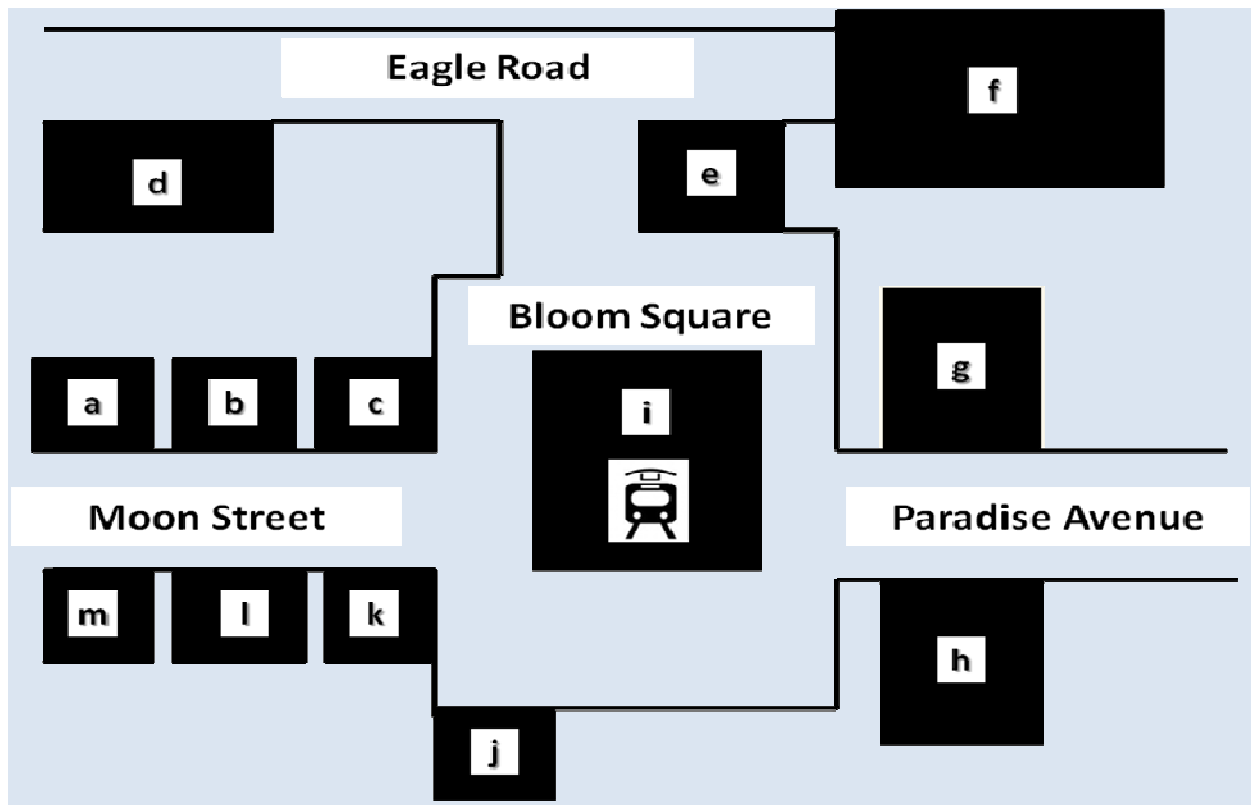
■ at ■ behind ■ between ■ in ■ in front of ■ in the centre of ■ next to ■ near ■ on ■ on the right / left of ■ opposite ■

1. Primrose Town is a small town on the coast.
2. The book shop is _____ Pierre's Bistró.
3. The Ritz Hotel is _____ the corner of _____ and _____.
4. The bakery is _____ the pub and the art gallery.
5. The hospital is _____ the department store.
6. The gift shop is _____ the left of the Visitor's centre.
7. The swimming pool is _____ the Odeon cinema.

8. The town hall is _____ Main Square.
9. There is a clothes shop _____ Primrose Boulevard.
10. The library is _____ the swimming pool.
11. The Odeon cinema is _____ the gift shop.
12. The pet shop is _____ the end of North Street.
13. The bus station is _____ the Visitor's Office.
14. The pub is _____ the library and _____ the bakery.

Where is the museum?

Use the sentences 1-13 to identify the places a-m. Can you find the museum? The library is done for you.



- | | |
|--|---|
| 1 The school is behind the cinema. | 7 The post office is opposite the cinema. |
| 2 The underground station is on Bloom Square. | 8 The internet Café is next to the art gallery. |
| 3 The bar is between Eagle Road and Bloom Square. | 9 The supermarket is on Moon Street. |
| 4 The cinema is on Paradise Avenue. | 10 The bank is on Moon Street. |
| 5 The internet café is behind the Car park. | 11 The restaurant is opposite the art gallery. |
| 6 The restaurant is between the library and the supermarket. | 12 The Car park is on Eagle Road. |
| | 13 The library is opposite the internet café. |

a = _____
 b = _____
 c = _____
 d = _____
 e = _____
 f = _____
 g = _____

h = _____
 i = _____
 j = _____
 k = _____
 l = _____
 m = library


Hide a treasure!



Read the instructions and find the treasure.

Once upon a time there was a pirate. On one of his voyages to the Caribbean Seas, he found a treasure chest. The pirate took the treasure back to his home and buried it. The pirate had four children. He made instructions and gave them to his children. But each child had only part of the instructions. So they could only find the treasure together. Here are the instructions. Can you find the treasure?

5. Start at a church and follow the railway. Go through the tunnel and over the railway bridge to the town. When you arrive at the town, turn left and follow the road. Go over two bridges. At the end of the second bridge, turn right and follow the road to the end. This is point A.
6. There is a castle between a lake and a forest. Start here and walk to the road. At the road, turn left and go through a village. Stay on the road and go round the lake. In front of you there is a hill. Climb to the top of the hill. This is point C.
7. From the town cross the sea to another island. When you arrive on the other island, follow the road until you come to a bridge over a river. Follow the river valley between the two hills until you come to the mouth of the river. This is point B.
8. There are two lakes on the map. Start with one lake behind you and follow the road to the other lake. When you reach the first bridge, leave the road and follow the river until you come to the railway bridge. Turn right and follow the railway through the tunnel to the village. Opposite the village there is a small island. Cross to the island. Stand in the middle of the island. This is point D.



You now have all the points. Draw a line to join A to B and C to D. The treasure is under the place where the two lines cross. Where is the treasure?
It's ...

Now is your turn. Be a pirate and hide a treasure! Then swap your instructions with your partner's ones.
Who is the best pirate?

PLACES

bridge
forest
river
village
railway
road
town

castle
island
lake
hill
tunnel
road

GIVING DIRECTIONS

round
along
through
turn
right
behind
in front of
bottom
leave
opposite
in the middle
across
between
over
follow
left
climb
until
top
reach
start
opposite



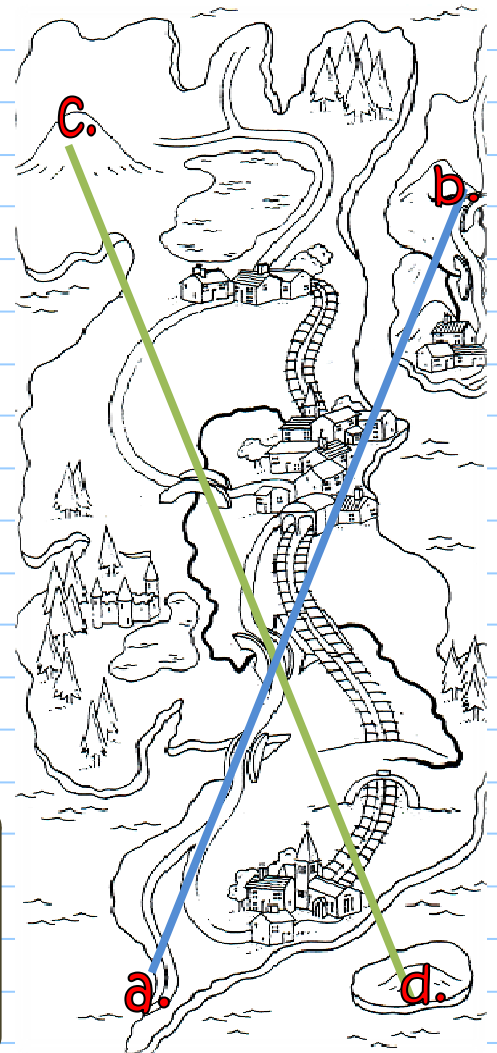
Hide a treasure!



Read the instructions and find the treasure.

Once upon a time there was a pirate. On one of his voyages to the Caribbean Seas, he found a treasure chest. The pirate took the treasure back to his home and buried it. The pirate had four children. He made instructions and gave them to his children. But each child had only part of the instructions. So they could only find the treasure together. Here are the instructions. Can you find the treasure?

1. Start at a church and follow the railway. Go through the tunnel and over the railway bridge to the town. When you arrive at the town, turn left and follow the road. Go over two bridges. At the end of the second bridge, turn right and follow the road to the end. This is point A.
2. There is a castle between a lake and a forest. Start here and walk to the road. At the road, turn left and go through a village. Stay on the road and go round the lake. In front of you there is a hill. Climb to the top of the hill. This is point C.
3. From the town cross the sea to another island. When you arrive on the other island, follow the road until you come to a bridge over a river. Follow the river valley between the two hills until you come to the mouth of the river. This is point B.
4. There are two lakes on the map. Start with one lake behind you and follow the road to the other lake. When you reach the first bridge, leave the road and follow the river until you come to the railway bridge. Turn right and follow the railway through the tunnel to the village. Opposite the village there is a small island. Cross to the island. Stand in the middle of the island. This is point D.



You now have all the points. Draw a line to join A to B and C to D. The treasure is under the place where the two lines cross. Where is the treasure?

It's ... **under the bridge next to the railway bridge.**

Now is your turn. Be a pirate and hide a treasure! Then swap your instructions with your partner's ones. Who is the best pirate?

PLACES

bridge
forest
river
village
railway
road
town

castle
island
lake
hill
tunnel
road

GIVING DIRECTIONS

round
along
through
turn
right
behind
in front of
bottom
leave
opposite
in the middle
across
between
over
follow
left
climb
until
top
reach
start
opposite



Getting directions

Part 01 – “How
can I get to...?”

Fill in the blanks with the missing words from the box
(Each block is to be used once)

your left	go straight on	pass all the street	front of	go
get	till you see	on your right	go straight	turn right
turn left	on the corner	the crossroads with	go along	till
left	this street	in front of	take	cross
right	Square	the first crossroads	end of	reach the end

Notice: All the routs are taking place from the **“You are here”** button

- Excuse me, how can I get to the **Fish Market**?
– Turn right and _____ till the _____ the street. Then turn _____ again and go down _____ the Fish Market on your _____.
- Sorry, how can I get to the **Registry Office**?
– _____ Marvel Street and turn left. Then go straight on till _____ Loyalty Lane and turn right. _____ this street and you will see the Registry Office on _____.
- Help me, please, how can I get to the **DIY Megamarket**?
– Turn right and _____ till the Justice _____. Here _____ and go till the end of the street. You will find the DIY Megamarket _____ you.
- Sorry to bother you, how can I get to the **Driving School**?
– _____ and _____ along Neverwinter Avenue till its end. Then turn right and go _____ the end of Liberty Prospect. Turn right again and get till the crossroads with Tailor’s Row. You will see the Driving School _____, on your left.
- Could you tell, please, how I can get to the **Bay Port**?
– Turn right and go till the end of _____. _____ the square and go along the Pier Lane. When you _____ of the street, you will see the Port _____.
- Could you tell, please, how I can get to the **Southern Public Beach**?
– Go right and get till the square. Then turn right and go till _____. Turn left here and _____ till the end. Here turn right and _____ on. Soon you will see the Beach in _____ you.

Getting directions

Part 02 – “How can I get to...?”

Fill in the blanks with the missing words from the box
(Each block is to be used once)

cross it	Row	again and get	School	go straight on
crossroads	till the end	till the Justice	till the first	get to the Pier
on your right	Avenue	the crossroads with	you need	along this street
block of flats	soon you will	Liberty Prospect	go till the	orange-brown

Notice: All the routs are taking place from **different locations**, read attentively about it

- One of our singers needs to repair his costume. How can we get from **Opera House** to the **Tailoring Shop**?
– It’s a long way. Take Marvel Street till the crossroads with Neverwinter _____ and turn left. Then _____ till you reach the square. Here turn right and go till the end of the street. Turn right again and get _____ crossroads. That is Tailor’s _____. Turn right for the third time and soon you will find the Tailoring Shop on your left. It’s an _____ building.
- Hello, I need to deliver a present from the **Radio Station** to the listener who lives at **White Bay Avenue, 1**. How can I get there?
– Turn left and go along Neverwinter Avenue _____ Square. Cross the square to _____ Lane. Take this street till _____ the White Bay Avenue. Turn left and get _____ of the street. The _____ that you need will be on your right.
- Help me, please. I need to deliver a cake from this **Confectionery** to the **Nursing Home**. How can I get there?
– Turn right and go till the Pier Lane. Turn right _____ till the square. _____ and reach Neverwinter Avenue. Go _____ till the first crossroads and turn left. Go straight on and _____ see the Nursing Home _____.
- Good morning, I need to take this car from the **Body Shop** back to the **Driving School**. How can I get there?
– Turn left and _____ first crossroads. Then turn right and get till the end of _____. Here you need to turn right and again _____ to get till the first _____. The Driving _____ will be on your left.

Getting directions

Part 03 – “Where is it located?”

Fill in the blanks with the missing words from the box

in(3)	near(2)	behind(2)	at	at the end of
far from	between(3)	the beginning of	close to	opposite to(4)
in front(3)	at the back	on the corner (3)	next to	

- Tell me, please, where is the **Big Circus Arena** located?
– It is located _____ Marvel Street, _____ the two parks.
- Help me, please, where is the **Launderette** located?
– It is located _____ Tailor’s Row, _____ the State University and _____ of the Tailoring Shop.
- Could you be so kind to tell where is **the National Zoo Park** located?
– It is located _____ of Liberty Prospect and Baker’s Street. It has a large park _____ of the entrance.
- Do you know where is **the Center of Martial Arts** located?
– It is located _____ of Marvel Street and Neverwinter Avenue, _____ the City Ice Arena and the Nursing Home.
- Hello, where is **the Flower Shop** located?
– It is located _____ Marvel Street, _____ the Opera House and the Vegetarian Restaurant, _____ the Loyalty Public Garden.
- Good afternoon, where is the **Bakery** located?
– It is located in _____ Baker’s Street, _____ the Dental Clinic and the Driving School. There is a park _____ of it.
- I need your help, where is the **Monument to Animals used in war** located?
– It is located _____ Fishermen Pedestrian Line, _____ the Zoo area, _____ the Model Shop and _____ a block of flats _____ White Bay Avenue, 5.
- You might help, where is the **High Court** located?
– It is located not _____ the Justice Square, _____ the Court Garden, _____ the Newsagent and _____ of the 7 levels Parking.
- Good evening, where is the **Grocery** located?
– It is located _____ of Neverwinter Avenue and Marvel Street, _____ the Radio Station, _____ the Martial Arts Center.

Getting directions

Part 04 – “Where do I have to go?”

Notice: All the routs are taking place from the **“You are here”** button

1. – Excuse me, how can I get to _____?
– Turn right and get till the square. Cross it to get the Pier Lane. Pass it till you get to the first crossroads. Turn right here and get till the first crossroads again. Turn right, pass the block of flats and you will see this building on your right.
2. – I’m sorry to ask but how can I get to _____?
– Go right till you get on the square. Then turn right and get till the end of the street. Turn right again and go till the first crossroads. Turn left here and you will see the necessary building on your left.
3. – Do you know the shortcut how I can get to _____?
– Take Marvel Street and go right. You will soon see it on your left after a building of Martial Arts Center.
4. – Do you happen to know how I can get to _____?
– Here is the shortest way. Go right along Neverwinter Avenue till you see the Bicycle Rental on your left. Go off the road to get behind the Rental from its right side. The building that you need will be there.
5. – I’m sorry to bother you, how can I get to _____?
– It’s easy. Take Marvel Street and go left. You need to get till the end of the street. This area is located near the Opera house, behind the Loyalty Public Garden.
6. – Please, how can I get to _____?
– Go along Neverwinter Avenue till you get to the square. The building that you need will be on your right, on the corner.
7. – Could you tell, please, how I can get to _____?
– Use Neverwinter Avenue to get to the Justice Square. The building is located on the square, on its right side, you just need to cross the square to get close to it.
8. – How can we get to _____?
– Oh, but here it is, just cross the street. Enjoy your meal there!
9. – Hello, how can I get to _____?
– Take Neverwinter Avenue and turn right. Then just go straight on till you see this building on your left, next to the Bicycle Rental, on the corner.

Getting directions

Part 05 – Find the hidden treasure

Notice: All the routs are taking place from **different locations**

1. – To find the first treasure you need to start your search from the place where people can perform incredible tricks. Go along the street that starts in front and get till the second crossroads. Here turn right and get till the end of the street. The treasure is hidden behind the green zone on your left.
2. – To find the second treasure, start your journey from the place where you may buy a nice bouquet. Go down till the second crossroads and turn left. Get till the square and cross it the way to go between the place where criminals are judged and the place where you may buy the fresh press. The treasure is hidden in the narrow path between the two buildings you will see in front.
3. – To find the third treasure you need to start your way from the place where can buy some fresh fish. Go right till the end of the street. Turn right and then, very soon, turn left to get between a block of flats and an educational building. Get till the street, cross it and go between the two buildings again. You will find the treasure among the four buildings, right in the middle.
4. – To find the fourth treasure you need to begin your journey from the place where you can wash your car. Go left till you reach the place where you may keep your car. Go right, off the road, between the big grey building and the place for keeping cars. The treasure is hidden behind the building with a huge lollipop.
5. – To find the fifth treasure you need to begin from the place where no meat is served. Get till the first crossroads and take the street that has some buildings connected with sports. Get till the end of this street. On your left you will see a green area. Cross it and you will find the treasure in the next area, under a strange hill.
6. – To find the sixth treasure, start your search from the only square in this area. You need to take the street that will take you to the place where you can feel the breeze. Turn right, pass the red building on your left and get till the end of the street. The sixth treasure is located in the middle of the location that you will see in front of you.
7. To find the seventh treasure, begin your search from the place where people can meet their old age with care. Go left till the first crossroads and turn right. Then go straight on till you see the building with two open books on your left. The last treasure is hidden behind that building.

Getting directions

Part 06 – Extra
tasks for two maps

Fill in the blanks with the missing words from the box
(Each block is to be used once)

there on foot	will see	first crossroads	simple	the Golden
on your	on the corner	cross the bridge	go straight	turn left
15 minutes	till the fourth	take Neverwinter	till the third	turn right
the second	and go down	end of the street	another	your left

Notice: You need to join the first and the second part of the map.

All the routs are taking place from **different locations**

- Hello, I'm Leontyne Price, can you help to my driver? We need to get from the **Railroad Station** to the **Opera House**.
– It will take about _____ to get there. Go left, cross _____ Bridge and on the first crossroads turn right. Cross another bridge and go straight on _____ crossroads. Turn left here and get till the _____. The Opera House will be on _____.
- Could you help me? I need to deliver a lot of candies from the **Confectionery** here to **the Kindergarten**. How can I get there?
– Turn right and get till the Pier Lane. _____ here, and go till the Justice Square. Cross it and _____ Avenue. Go straight on till the third crossroads and _____. Get till the end of the street and turn right. _____ on till you see the Kindergarten on your left, _____ of the two streets.
- Where shall we go? We need to get from this **Hotel** to the **City Ice Arena**. We don't have a clue where it is.
– It will take you a half an hour to get _____. Take Golden Pond Street till its end and turn left. Then on the _____ turn right. Go along Neverwinter Avenue till _____ crossroads. Turn right _____. You will see the Ice Arena _____ left.
- Could you be so kind to help us? We need to deliver some fresh meat from this **Meat Market** to **Kiko Restaurant**. How can we get there?
– The way there is rather long, but it's _____. Go right till the Justice Square and then turn right. Take Neverwinter Avenue _____ crossroads. Then turn left, _____ and go straight on. You _____ the restaurant on your left, after _____ crossroads.

Getting directions

Part 07 – Extra
tasks for two maps

Notice: You need to join the first and the second part of the map.

All the routs are freestyle and thus they can be **different**

1. You are a postman and you need to deliver **three envelopes** to three addresses: **Neverwinter Avenue, 3**; **Loyalty Lane, 4** and **Baker's Street, 4**. Describe your way, which you start from **The Head Post Office**.

2. You are a babysitter. You need to take the children from **The Secondary School**, then you need to buy vegetables at the **Grocery Store**, some meat at the **Meat Market** and get back home at **Liberty Prospect, 2**. Describe your way from the school.

3. You are getting ready for your wedding. You need to take the dress from the **Wedding Dresses Shop**, to buy flowers in the **Flower-shop**, to buy food at **Tesco Supermarket**, and deliver all these items to **Blacksmith's Row, 2**. Describe your way, starting from **Wedding Dresses Shop**.

Keys

Part 01.

1. – Excuse me, how can I get to the **Fish Market**?
– Turn right and **go straight on** till the **end of** the street. Then turn **right** again and go down **till you see** the Fish Market on your **left**.
2. – Sorry, how can I get to the **Registry Office**?
– **Take** Marvel Street and turn left. Then go straight on till **the crossroads with** Loyalty Lane and turn right. **Go along** this street and you will see the Registry Office on **your left**.
3. – Help me, please, how can I get to the **DIY Megamarket**?
– Turn right and **get** till the Justice **Square**. Here **turn left** and go till the end of the street. You will find the DIY Megamarket **in front of** you.
4. – Sorry to bother you, how can I get to the **Driving School**?
– **Turn right** and **go** along Neverwinter Avenue till its end. Then turn right and go **till** the end of Liberty Prospect. Turn right again and get till the crossroads with Tailor's Row. You will see the Driving School **on the corner**, on your left.
5. – Could you tell, please, how I can get to the **Bay Port**?
– Turn right and go till the end of **this street**. **Cross** the square and go along the Pier Lane. When you **reach the end** of the street, you will see the Port **on your right**.
6. – Could you tell, please, how I can get to the **Southern Public Beach**?
– Go right and get till the square. Then turn right and go till **the first crossroads**. Turn left here and **pass all the street** till the end. Here turn right and **go straight on**. Soon you will see the Beach in **front of** you.

Part 02.

1. – One of our singers needs to repair his costume. How can we get from **Opera House** to the **Tailoring Shop**?
– It's a long way. Take Marvel Street till the crossroads with Neverwinter **Avenue** and turn left. Then **go straight on** till you reach the square. Here turn right and go till the end of the street. Turn right again and get **till the first** crossroads. That is Tailor's **Row**. Turn right for the third time and soon you will find the Tailoring Shop on your left. It's an **orange-brown** building.
2. – Hello, I need to deliver a present from the **Radio Station** to the listener who lives at **White Bay Avenue, 1**. How can I get there?
– Turn left and go along Neverwinter Avenue **till the Justice** Square. Cross the square to **get to the Pier** Lane. Take this street till **the crossroads with** the White Bay Avenue. Turn left and get **till the end** of the street. The **block of flats** that you need will be on your right.
3. – Help me, please. I need to deliver a cake from this **Confectionery** to the **Nursing Home**. How can I get there?
– Turn right and go till the Pier Lane. Turn right **again and get** till the square. **Cross it** and reach Neverwinter Avenue. Go **along this street** till the first crossroads and turn left. Go straight on and **soon you will** see the Nursing Home **on your right**.
4. – Good morning, I need to take this car from the **Body Shop** back to the **Driving School**. How can I get there?
– Turn left and **go till the** first crossroads. Then turn right and get till the end of **Liberty Prospect**. Here you need to turn right and again **you need** to get till the first **crossroads**. The Driving **School** will be on your left.

Part 03.

1. – Tell me, please, where is the **Big Circus Arena** located?
– It is located **at the end of** Marvel Street, **between** the two parks.
2. – Help me, please, where is the **Launderette** located?
– It is located **in** Tailor's Row, **behind** the State University and **in front** of the Tailoring Shop.
3. – Could you be so kind to tell where is **the National Zoo Park** located?
– It is located **on the corner** of Liberty Prospect and Baker's Street. It has a large park **in front** of the entrance.
4. – Do you know where is **the Center of Martial Arts** located?
– It is located **on the corner** of Marvel Street and Neverwinter Avenue, **opposite to** the City Ice Arena and the Nursing Home.
5. – Hello, where is **the Flower Shop** located?
– It is located **in** Marvel Street, **between** the Opera House and the Vegetarian Restaurant, **opposite to** the Loyalty Public Garden.
6. – Good afternoon, where is the **Bakery** located?
– It is located in **the beginning of** Baker's Street, **between** the Dental Clinic and the Driving School. There is a park **at the back** of it.
7. – I need your help, where is the **Monument to Animals used in war** located?
– It is located **in** Fishermen Pedestrian Line, **near** the Zoo area, **opposite to** the Model Shop and **behind** a block of flats **at** White Bay Avenue, 5.
8. – You might help, where is the **High Court** located?
– It is located not **far from** the Justice Square, **close to** the Court Garden, **near** the Newsagent and **in front** of the 7 levels Parking.
9. – Good evening, where is the **Grocery** located?
– It is located **on the corner** of Neverwinter Avenue and Marvel Street, **next to** the Radio Station, **opposite to** the Martial Arts Center.

Part 04.

1. **Model Shop**
2. **Wedding Dresses Shop**
3. **City Ice Arena**
4. **Carpenter's Line, 1**
5. **Pine Tree Landscape Park**
6. **Starbucks**
7. **Pier Lane, 1**
8. **Vegetarian Restaurant**
9. **Bookstore**

Part 05.

1. **Behind the right part of Loyalty Public Garden**
2. **Between 7 Levels Parking and a block of flats at White Bay Avenue, 1**
3. **In the middle point that connects Big Ice Arena, Martial Arts Center, Tailoring Shop and Dental Clinic**
4. **Behind the Confectionery**
5. **On the territory of the Driving School, under the hill where drivers learn to use the handbrake.**
6. **In the middle of the Southern Public Beach**
7. **Behind the bookstore**

Part 06.

1. – Hello, I'm Leontyne Price, can you help my driver? We need to get from the Railroad Station to the Opera House.
– It will take about **15 minutes** to get there. Go left, cross **the Golden Bridge** and on the first crossroads turn right. Cross another bridge and go straight on **till the third crossroads**. Turn left here and get till the **end of the street**. The Opera House will be on **your left**.
2. – Could you help me? I need to deliver a lot of candies from the Confectionery here to the Kindergarten. How can I get there?
– Turn right and get till the Pier Lane. **Turn right** here, and go till the Justice Square. Cross it and **take Neverwinter Avenue**. Go straight on till the third crossroads and **turn left**. Get till the end of the street and turn right. **Go straight** on till you see the Kindergarten on your left, **on the corner** of the two streets.
3. – Where shall we go? We need to get from this Hotel to the City Ice Arena. We don't have a clue where it is.
– It will take you a half an hour to get **there on foot**. Take Golden Pond Street till its end and turn left. Then on the **first crossroads** turn right. Go along Neverwinter Avenue till **the second crossroads**. Turn right **and go down**. You will see the Ice Arena **on your left**.
4. – Could you be so kind to help us? We need to deliver some fresh meat from this Meat Market to Kiko Restaurant. How can we get there?
– The way there is rather long, but it's **simple**. Go right till the Justice Square and then turn right. Take Neverwinter Avenue **till the fourth crossroads**. Then turn left, **cross the bridge** and go straight on. You **will see** the restaurant on your left, after **another crossroads**.

Part 07. Suggested routes

1. I will go right till Neverwinter Avenue, then turn left and go straight on till I reach the first address that will be on my right. After that I will turn around and get till the second crossroads. Here I will turn left and get till the first crossroads. I will see the second destination after I turn right and get till the end of the street. To get to the third place I will need to go back to Neverwinter Avenue. I will turn left and get till the Justice Square. Then I will turn right and find the last destination at the end of the street.
2. From school I will go right till the first crossroads, then I will turn right and get till the end of the street. Here I will turn left and get till the first crossroads again. I will take Neverwinter Avenue and turn right. After the second crossroads I will reach the grocery store. Then I will continue my way along Neverwinter Avenue till the square. Here I will need to turn left and go straight on till I see the meat market on my left. Then I will turn back and go along Liberty Prospect till I reach my house that will be on my right.
3. When I get the dress, I will get to Baker's Street and turn right. Then I will get to the end of the street and turn left. After reaching the second crossroads I will turn left and go along Neverwinter Avenue. At the crossroads with Marvel Street I will turn right and get till the flower-shop that will be on my left. Then I will get back to Neverwinter Avenue and turn right. I will go along Neverwinter Avenue again and after 15 minutes I will see the Tesco supermarket on my right. After shopping there I will turn back and go till the first crossroads. Here I will turn right and go till my house that will be the second one, on my right.