









# EXCHANGING INFORMATION PAIRWORK

A	 Mary	 John	 Ann	 Michael
	age	24		53
	job	flight attendant		engineer
	place of work	plane		in a factory
	hometown	Berlin		Birmingham
	nationality	German		English
	family	single		married, 2 children
	leisure activities	listening to music		hiking

B	 Mary	 John	 Anne	 Michael
	age	62	34	
	job	mechanic	secretary	
	place of work	garage	bank	
	hometown	Rome	Paris	
	nationality	Italian	French	
	family	widow, 3 children	divorced, no children	
	leisure activities	playing cards	reading	

For the teacher;

Divide the students into pairs. Give one student worksheet A and the other worksheet B.  
Students have to ask their partner about the missing informations.

How old is....? What's His ( her) job? Where does he ( she) work? Where does he ( she) live? What's his ( her) nationality? What's his ( her) family status? What does he (she) like doing in her free time.

## English Lessons

### Class 1 \_ Personal Presentations

Take a look at this profile and answer the questions that follow.



Sally Moore

I am a woman in the United States interested in learning more Brazilian Portuguese and teaching English to anyone who wants to learn. I have taken Rosetta Stone Portuguese and love the language, but I need lots of help! Also, if I can help you with your English skills in any way, please let me know!

#### Languages

**Speaks:** English | Native

**Learning:** Portuguese (Brazil) | Beginner

#### Personal Information

**Gender:** Female

**Country:** United States

**Member since:** Sun, Apr 12th 2009

**Relationship status:** In a relationship

**Age:** 48

#### Interests

**Movies :** Spanglish, My Best Friend's Wedding, Shawshank Redemption, A Knight's Tale, The Holiday

**TV:** Funniest Home Videos, Wife Swap, Super Nanny... your average, run-of-the mill shows, as long as they promote adequate moral standards. :)

**Music:** Josh Groban, Aline Barros, Stephen Curtis Chapman, Osvaldo Montenegro, Cat Stevens, Ed Motta

**Sports:** I enjoy watching anything my kids are involved in.

**Books:** I am working my way through a couple Portuguese books...

**Religion:** Christian

**Politics:** Strongly conservative

- 1) Where is she from? \_\_\_\_\_
- 2) How old is she? \_\_\_\_\_
- 3) What is she interested in? \_\_\_\_\_
- 4) What are her favorite movies? \_\_\_\_\_



#### Your Turn

Now, write more sentences about Sally Moore. Afterwards, write your personal profile

## Personal Characteristics

Use verb to be to write sentences describing yourself

### Verb to be

#### Affirmative

I	am	a student.
He	is	a teacher.
She	is	a journalist.
It	is	a book.
We	are	mechanics.
You	are	pilots.
They	are	policemen.



#### Negative

I	am not	a student.
He	is not (isn't)	a teacher.
She	is not	a journalist.
It	is not	a book.
We	are not (aren't)	mechanics.
You	are not	pilots.
They	are not	policemen.

#### Interrogative

Am	I	a student?
Is	he	a teacher?
Is	she	a journalist?
Is	it	a book?
Are	we	mechanics?
Are	you	pilots?
Are	they	policemen?

## Word List

### Appearance

#### I am / You are / He is / She is ...

Tall X small / short

Slim / Thin X overweight / fat

Young X old

Ugly X beautiful / pretty (woman), handsome (man)

Sun-tanned X pale

... years old.

#### I have / You have / He has / She has (got) ...

blue / green / grey / brown eyes

freckles

a beard

a full beard

a moustache

a goatee

a stubbly beard

blond hair

red hair

### Clothing and Accessories

#### I wear / You wear / He wears / She wears ...

glasses

contact lenses

#### I am wearing / You are wearing / He/She is wearing ...

earrings a tie

a necklace a red scarf

a wristband pants

a bracelet a shirt

a cap a skirt

### Character

#### I am / You are / He is / She is ...

shy

quiet

lively

active

easygoing

outgoing






nice

friendly







funny

# PRESENTATION

COMPLETE (MR? MISS? MRS?)

				
..... Miller	..... Miller	..... John Miller	..... Eve Miller	..... Sonia Miller


WRITE CAPTIONS:

<p>A</p>  <p>ROBERT</p>	<p>He's my new friend. His name's Robert.</p>	<p>B</p>  <p>SHARON</p>	<p>.....</p> <p>.....</p> <p>.....</p> <p>.....</p>	<p>C</p>  <p>CAROL</p>	<p>.....</p> <p>.....</p> <p>.....</p> <p>.....</p>
<p>D</p>  <p>JANET</p>	<p>.....</p> <p>.....</p> <p>.....</p> <p>.....</p>	<p>E</p>  <p>TOM</p>	<p>.....</p> <p>.....</p> <p>.....</p> <p>.....</p>	<p>F</p>  <p>JOHN</p>	<p>.....</p> <p>.....</p> <p>.....</p> <p>.....</p>

BUILD UP SENTENCES:

a) he/'s/Jack	e) his/Alan/name's
.....	.....
b) my/she/friend/'s	f) Helen/her/'s/name
.....	.....
c) his/what/name/'s?	g) I/your/'m/teacher
.....	.....
d) where/his/'s/pen?	h) English/'re/you
.....	.....

My name is:.....



Age: .....



Eyes: .....



Hair: .....



Favourite colour: .....

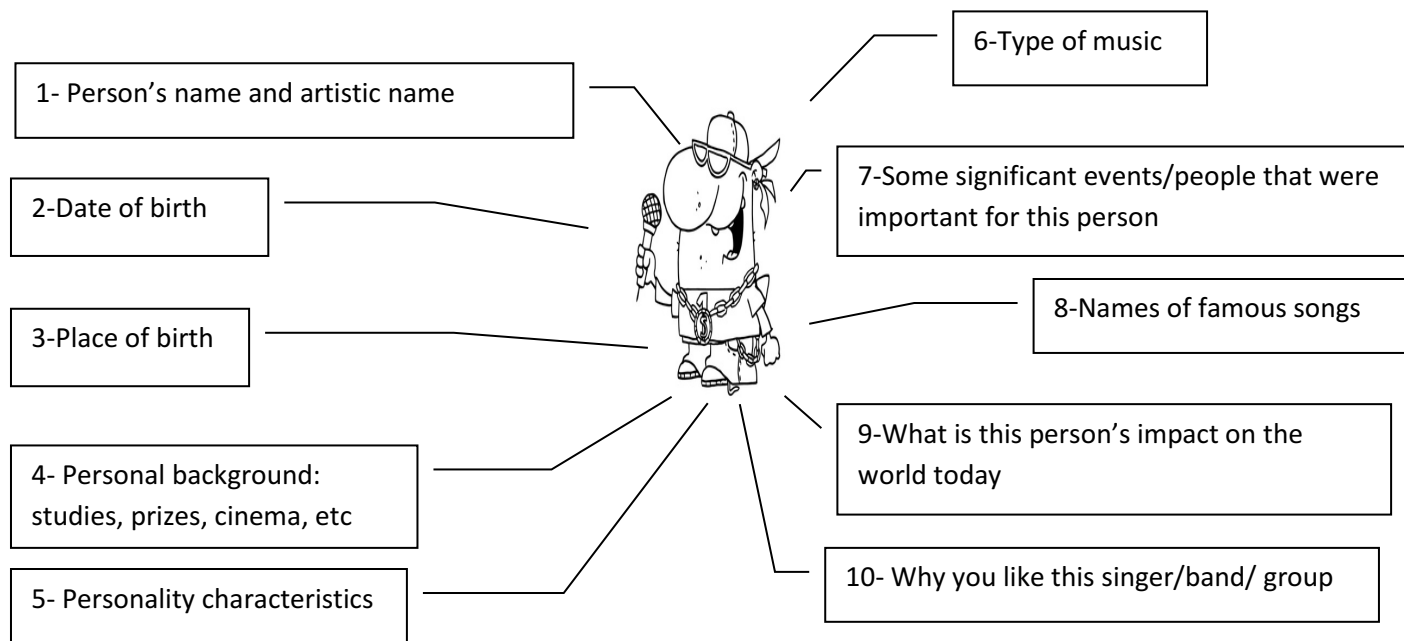


Likes: .....



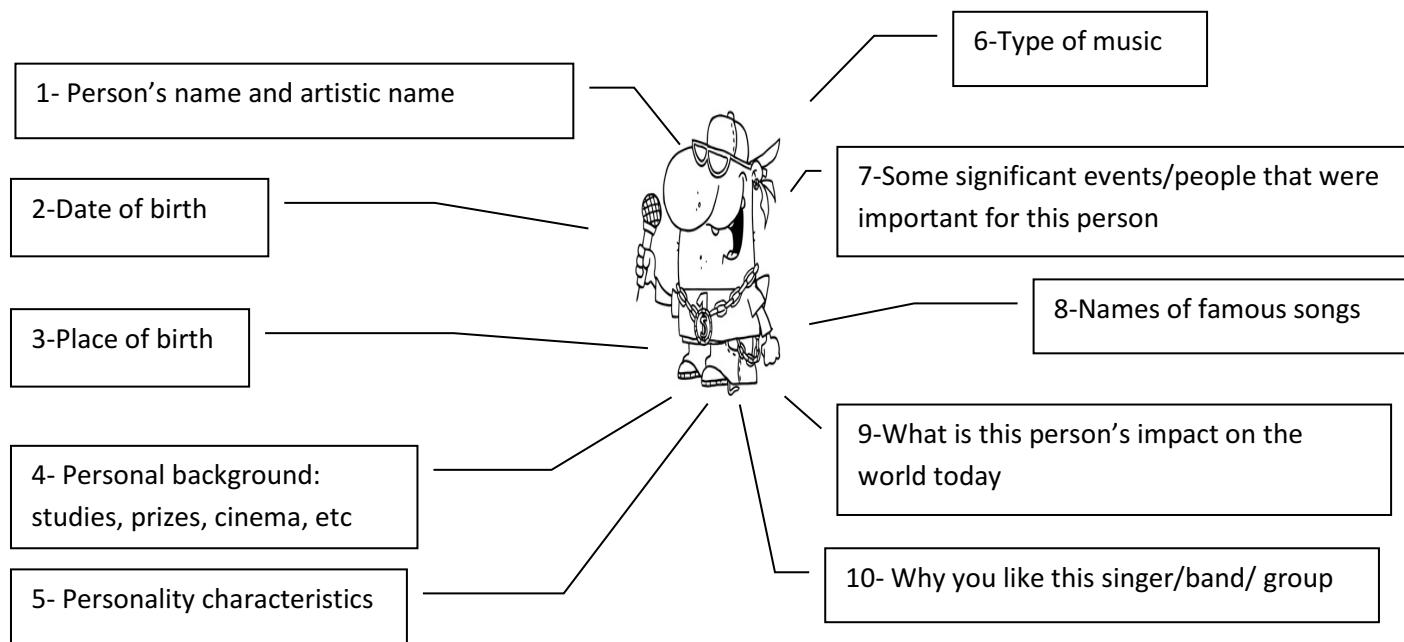
## Oral presentation preparation

### My favourite singer/band/ group



## Oral presentation preparation

### My favourite singer/band/ group



## Presentation Station

Topic: My Hero

Grades: 3-6

Created By: KSum, 2011

### Prep Time:

#### Before class

- Print handouts and copy front and back.

#### In-class

- 20 minutes (5-10 minutes to discuss and prewrite, 5-10 minutes to write presentation notes.)
- Approximately 1 minute per student.

### Students Will Be Able To:

- define and apply the term “hero.”
- present using good presentation techniques

### Directions:

#### PreWrite and Write

1. Discuss the qualities of a hero (brave, friendly, kind, strong, etc.) and create a class definition of a hero.
2. Students can use class notes to create their own definitions (lower level students may use class definition).
3. Students then choose their own hero based on their definitions and use the prewrite side to gather their thoughts.
4. Students use the Present side to write their presentation.

#### Before Presentation

1. Discuss good presentation standards (using voice, standing still, etc.)
2. Discuss good audience skills (quiet, looking at presenter, hands and feet still)
3. Students practice with at least one person before presenting to the class.

### Present!

1. Take volunteers first and then draw names from those left (or close eyes and point)
2. Keep track of participation as both audience and presenter and discuss the good and the bad.

PreWrite

Name: \_\_\_\_\_

What is a hero? \_\_\_\_\_

\_\_\_\_\_

My Hero: \_\_\_\_\_

Why is this person your hero?

1. \_\_\_\_\_

\_\_\_\_\_

2. \_\_\_\_\_

\_\_\_\_\_

3. \_\_\_\_\_

PreWrite

Name: \_\_\_\_\_

What is a hero? \_\_\_\_\_

\_\_\_\_\_

My Hero: \_\_\_\_\_

Why is this person your hero?

1. \_\_\_\_\_

\_\_\_\_\_

2. \_\_\_\_\_

\_\_\_\_\_

3. \_\_\_\_\_

PreWrite

Name: \_\_\_\_\_

What is a hero? \_\_\_\_\_

\_\_\_\_\_

My Hero: \_\_\_\_\_

Why is this person your hero?

1. \_\_\_\_\_

\_\_\_\_\_

2. \_\_\_\_\_

\_\_\_\_\_

3. \_\_\_\_\_

PreWrite

Name: \_\_\_\_\_

What is a hero? \_\_\_\_\_

\_\_\_\_\_

My Hero: \_\_\_\_\_

Why is this person your hero?

1. \_\_\_\_\_

\_\_\_\_\_

2. \_\_\_\_\_

\_\_\_\_\_

3. \_\_\_\_\_

Present

Good \_\_\_\_\_, class. My name  
is \_\_\_\_\_. Today is

\_\_\_\_\_

I believe a hero is someone who \_\_\_\_\_

\_\_\_\_\_

\_\_\_\_\_

My hero is \_\_\_\_\_

because \_\_\_\_\_

\_\_\_\_\_

\_\_\_\_\_

\_\_\_\_\_

\_\_\_\_\_

Present

Good \_\_\_\_\_, class. My name  
is \_\_\_\_\_. Today is

\_\_\_\_\_

I believe a hero is someone who \_\_\_\_\_

\_\_\_\_\_

\_\_\_\_\_

My hero is \_\_\_\_\_

because \_\_\_\_\_

\_\_\_\_\_

\_\_\_\_\_

\_\_\_\_\_

\_\_\_\_\_

Present

Good \_\_\_\_\_, class. My name is \_\_\_\_\_. Today is \_\_\_\_\_

I believe a hero is someone who \_\_\_\_\_

My hero is \_\_\_\_\_ because \_\_\_\_\_

Present

Good \_\_\_\_\_, class. My name is \_\_\_\_\_. Today is \_\_\_\_\_

I believe a hero is someone who \_\_\_\_\_

My hero is \_\_\_\_\_ because \_\_\_\_\_

Name:		Topic: My Hero	Volunteer? Yes No
Presenter			
• Voice Volume	1	3	5
• Voice Rate	1	3	5
• Speak Clearly	1	3	5
• Stands Still	1	3	5
• Enthusiasm	1	3	5
Notes:			
Audience			
• Shows good Listening Skills	1	3	5
Notes			
Total: _____/30			

Name:		Topic: My Hero	Volunteer? Yes No
Presenter			
• Voice Volume	1	3	5
• Voice Rate	1	3	5
• Speak Clearly	1	3	5
• Stands Still	1	3	5
• Enthusiasm	1	3	5
Notes:			
Audience			
• Shows good Listening Skills	1	3	5
Notes			
Total: _____/30			

# **How to do a good presentation?**

**Written by Imam Fauzi**

**Article presented at ESL Printable Worksheet**

On 1<sup>st</sup> Sep 2011

Presentation is the way how we want to talk orally in front of the audiences officially as well unofficially that aims to give the information to people whom we are talking to. The person who conducts a presentation can be called a presenter. How can we present in a better manner? There are advisable ways that we have to consider when we want to do a presentation, as follow:

First we must be familiar with the stages or steps of presenting materials, the stages are:

- Read carefully and specifically the whole information needed to present
- Organize the information that will be presented
- Highlight the important point of information
- Write the sources as possible we can present in our slide of presentation
- Make an outline of your presentation

If you want your presentation to be attractive and interesting, you should be able to present things with the software in computer program such as power point. It will help the presenter to give more innovative way in presenting. There are some advantages and advises to use this media:

- Write your paragraph of sentences at least 7 lines
- You can beautify your own slides with interesting animation, pictures, movie or sounds maker, and so on.
- Be careful in adopting the picture or other features in slides, in case it should be referred and matched to the topic of presentation
- Use the same type of letters (fonts) as good in order to make easy to read and to understand.
- It can attract the people's attention through different way in which the computer program provides various features for a good appearance of your slide presentation.

Now we should familiarize our self to do presentation by having much practice as well we should be able to design beautifully the slide of presentation on computer screen in order to attract the audiences. What do we have to consider when we perform a presentation? According to Dr. Itje Chodidjah (2010) argues in term of doing presentation in order to get audiences attention, there are some advisable points in following:

- Greetings and introductory remarks
- Gestures (body language)
- Eyes Contact
- Movement and action
- Interaction (question and answer)
- Humor as possible to create relaxed condition

Beside you should be able to perform a good presentation, one of important things that we must consider before conducting our presentation is out lining mastery. The presentation will be well organized with a good out line, and the stages discussed below:

- Introduction
- Opening
- Pre-opening
- Essences / content
- Definition
- Discussion or explanation
- Examples as possible
- Pre-closing or conclusion
- Closing

In my conclusion, the presentation will be more interesting when we provide it differently and it will be easy to understand simply your presentation when you can organize your talks by making a good out line.